



**Properties**

- Ø30 mm housing
- 25 mm, non-flush mountable
- DC, 2-wire switching output
- Cable and connector versions

**Technical Data**

For detailed data and product description refer to the data sheets at [www.pepperl-fuchs.com](http://www.pepperl-fuchs.com)

**General Data**

Rated operating distance	25 mm
Installation	non-flush
Type of voltage	DC
Operating voltage	3.5 ... 30 V
Switching frequency	500 Hz
Operating current	2 ... 100 mA
Short-circuit protection	pulsing
Indication of the switching state	LED, yellow
Ambient temperature	-25 ... 70 °C (-13 ... 158 °F)
Housing material	brass, nickel-plated
Protection degree	IP67

**Model Number**

			NCN25-30GM50-Z4	NCN25-30GM50-Z5	NCN25-30GM50-Z4-V1	NCN25-30GM50-Z5-V1	NCN25-30GM50-Z7-V1
Switching element function	DC NO		●		●		
	DC NC			●		●	●
Reverse polarity protection	reverse polarity-conductive		●	●	●	●	
	tolerant						●
Connection type	Device connector M12 x 1 , 4-pin		●		●	●	●
	cable PVC , 2 m			●			

**Approvals and Certificates**

UL approval	cULus Listed, General Purpose	●	●	●	●	●
CSA approval	cCSAus Listed, General Purpose	●	●	●	●	●
CCC approval	Products with a maximum operating voltage of ≤36 V do not bear a CCC marking because they do not require approval.					

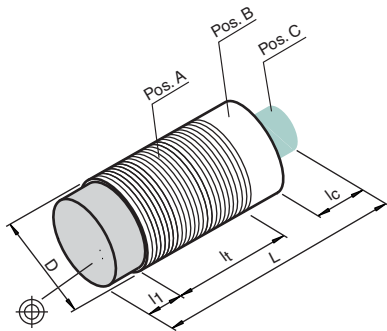
**Dimensions**

Length L [mm]		50	65
Diameter D [mm]			30
Thread length l <sub>t</sub> [mm]			32
Cap length l <sub>1</sub> [mm]			18
Connector area l <sub>c</sub> [mm]		0	15
LED position			Pos. C

**Accessories** This and more accessories can be found in chapter 10

See pages from 972 ... for cordsets See pages 1068 ... for mounting aids

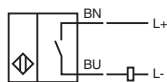
- BF 30** Mounting flange, 30 mm
- V1-G-BK** 4-pin, M12 female field-attachable connector
- V1-W-BK** 4-pin, M12 female field-attachable connector
- V1-W-2M-PUR** Cable socket, M12, 4-pin, PUR cable
- V1-G-2M-PUR** Cable socket, M12, 4-pin, PUR cable



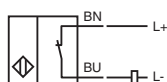
**Electrical Connection**



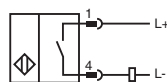
NCN25-30GM50-Z4



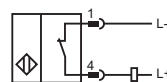
NCN25-30GM50-Z5



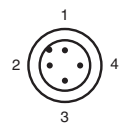
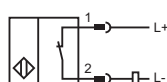
NCN25-30GM50-Z4-V1



NCN25-30GM50-Z7-V1



NCN25-30GM50-Z5-V1



Wire colors in accordance with EN 60947-5-2

- 1 BN (brown)
- 2 WH (white)
- 3 BU (blue)
- 4 BK (black)

Date of issue 04/08/2015

Refer to "General Notes Relating to Pepperl+Fuchs Product Information".

Pepperl+Fuchs Group  
www.pepperl-fuchs.com

USA: +1 330 486 0001  
fa-info@us.pepperl-fuchs.com

Germany: +49 621 776 4411  
fa-info@de.pepperl-fuchs.com

Singapore: +65 6779 9091  
fa-info@sg.pepperl-fuchs.com

Courtesy of Steven Engineering, Inc - (800) 258-9200 - sales@steveng.com - www.steveng.com